



Short communication

Phosphorus efficient potato cultivars for Nilgiris

Manorama K.*, Govindakrishnan P.** and S.S. Lal**

Central Potato Research Station, Muthorai, the Nilgiris 643004, Tamil Nadu

ABSTRACT

Field experiments were conducted at Central Potato Research Station, Muthorai, the Nilgiris, Tamil Nadu for three years with seven potato cultivars under four levels of phosphorus application to evaluate their phosphorus use efficiency. Cultivars Kufri Neelima and Kufri Swarna were found more P efficient because of their higher relative biomass production, tuber yield efficiency index, harvest index, agronomic use efficiency (AUE) and P uptake efficiency. These two cultivars produced higher tuber yields under no P and at P_{max} of standard variety. The cultivars Kufri Girdhari, Kufri Jyoti and Kufri Himalini proved P responsive as they responded well to its application and produced very low yields under no P application. Higher root biomass in these two efficient cultivars could be the reason behind their higher P use efficiency in comparison to other cultivars. The two P efficient potato cultivars also happened to be resistant to potato cyst nematode, which are very common and serious problem in Nilgiris. The mechanism to have resistance against PCN, whose cysts emerge only in the presence of root exudates of susceptible potato cultivars, could also have benefitted those cultivars to show more efficiency in native P utilization. Further investigations are required to find out the exact mechanism of P efficiency in these two PCN resistant cultivars.

Key words: Agronomic use efficiency, phosphorus use efficiency, potato, tuber yield efficiency.

Phosphorus use efficiency is generally very low at <30% in potato. Cultivated soils contain good reserves of P and its availability to the plants is seized because of transformations to other forms depending upon soil pH. P is limiting because of its chemistry, *i.e.*, low solubility of phosphates and their rapid transformation to insoluble forms (Smil, 9). Al, Fe, Ca, K, and Mg can all react with fertilizer P and produce relatively insoluble compounds (Smil, 9). Potato is classified as “inefficient responder” to P application (Miyasaka and Habte, 8). Hence, the need to improve P use efficiency is more important in the future due to economic environmental and mineral resource availability pressures.

Lee *et al.* (7) reported that the cultivar adaptation to low-P stress growing conditions depends on various traits, such as mobilization of insoluble phosphates, utilization of limited bioavailable P sources, and P-uptake efficiency. An elite genotype that can adapt to P-limiting growing conditions needs to be excellent in each of the above traits. If such cultivars are identified and their mechanism is known then it becomes easier to breed varieties with higher P efficiency through improved biotechnological tools. Potato is widely grown in Nilgiris with large doses of P application under lateritic soil conditions. If P efficient cultivars are identified and recommended, it can avoid soil build up of P, thereby eutrophication of

water bodies. Hence, the present investigation was carried out.

A field experiment was conducted at Central Potato Research Station, Muthorai, the Nilgiris, Tamil Nadu during 2010 to 2012 for three years by planting seven different potato cultivars under four different levels of P (0, 50, 100 and 150 Kg P_2O_5 per hectare) application. The seven cultivars tried were Kufri Swarna, K. Jyoti, K. Neelima, K. Girdhari, K. Shailja, K. Giriraj and K. Himalini, which differ in their maturity periods. The trials were initiated during summer season (April to August) under rainfed conditions as Nilgiris receive good amount of (800 mm) rainfall during South-West monsoon. The plot size adopted was 2.4 × 2.0 m with four rows of potato having 10 plants in each row (at 60 × 20 cm spacing). Standard cultural practices were followed for interculture and harvesting by cutting the haulms 15 day before harvest. The soil type in experimental plot was sandy loam with high available N and P and medium at K. The soils of Nilgiris are rich in P but the availability is very less because of the transformation of P to Fe and Al phosphates.

Per cent emergence of different cultivars under four levels of P application was estimated after one month of planting. At 45 days, plant height, shoot number and number of leaves per plant were recorded by selecting five plants per plot at random. Shoot weight, root length and root biomass were estimated at 90 days after planting. Tuber number and yield

*ICAR-Indian Institute of Oil palm Research, Pedavegi, Andhra Pradesh; E-mail : kmano1000@yahoo.com

**ICAR-Central Potato Research Institute, Shimla

was estimated in different size grades (<25, 26-50, 51-75 and >75 g) after separation. Tuber yields were recorded net plot wise in all the three years in four different size grades. The total biomass of plants were recorded at 90 days and the tuber yield was at 120 days. Harvest index was calculated in all the varieties at different P levels. P uptake was estimated in different plant parts at 90 days after planting by drawing samples from five plants in each plot. Phosphorus content in tubers was estimated at harvest. Soil samples were analysed for nutrient status using standard procedures before and after the conduct of the experiment. Different nutrient efficiency indices were estimated, viz. tuber yield efficiency index, tuber harvest index, agronomic use efficiency (AUE), and phosphorus uptake efficiency (PUE). The pooled data of three years was used to fit quadratic models for yield estimation in seven cultivars and the P_{max} was estimated for standard cv. Kufri Jyoti (Govindakrishnan *et al.*, 4). The yields of different varieties at P_{max} were estimated using the quadratic equations developed.

Plant height, number of shoots per plant and leaf number was significantly affected by P application in potato varieties. The two varieties Kufri Swarna and Kufri Neelima performed better in terms of plant height, number of shoots and leaf number than rest of the cultivars. Efficiency of the above two genotypes for utilization of P could be witnessed from the initial stage itself as the plant growth parameters (Table 1). Potato being a heavy feeder requires higher levels of nutrients from the initial stage itself.

Non-availability of required quantities of P might have caused imbalance in many of the treatments leading to reduction in growth and growth parameters. Shortage of phosphate supply was found to increase mainly the ratio of root length per weight of plants (Fist, 2; Jungk *et al.*, 6; Trehan and Sharma, 10). The regulating mechanism is reported to be root cell elongation (Anuradha and Narayanan, 1).

The yield produced by K. Neelima and K. Swarna without P application was higher than all other cultivars even at their highest levels of P application except for K. Girdhari at 100 kg P that too was higher than K. Swarna at zero level of P application. This indicates that these two cultivars are highly native P efficient under Nilgiri conditions. The cultivars K. Swarna (31.3 t/ha) and K. Neelima (32.9 t/ha) produced very high yields under no application of P and the cultivars K. Jyoti, K. Himalini and K. Girdhari responded very well to the application of P at different levels (Tables 1, 2 & 3). Efficiency of the above two cultivars in utilization of soil available P could result in increased tuber yield even at zero level of P application under acidic soil conditions of Nilgiris.

This gives an indication about the efficiency of a particular cultivar to yield efficiently under non application and high level of application of a particular nutrient in comparison with other varieties. Tuber yield efficiency index was high in K. Swarna and K. Neelima as they could produce more yields at P deficient conditions. Among the seven cultivars tested K. Shailja and K. Giriraj were the least P efficient (Fig. 1). Cultivars K. Girdhari, K. Himalini and K. Jyoti

Table 1. Growth parameters, yield components and efficiency indices of potato cultivars.

Cultivar	Pl. ht. (cm)	No. of shoots	No. of leaves	Yield/net plot (kg)	Tuber No./net plot	P content in tubers (%)	Plant P conc. (%)	P uptake in stems (kg/ ha)	Stem DMP (t/ ha)	Tuber DMP (t/ ha)	AUE
K. Jyoti	22.76	2.58	17.69	4.49	62	0.2868	0.14	2.02	1.44	4.65	150.13
K. Swarna	33.53	3.05	23.12	6.64	65	0.2988	0.10	2.21	2.21	6.91	222.98
K. Girdhari	24.97	2.87	18.31	4.83	65	0.2955	0.13	2.02	1.56	5.03	162.13
K. Shailja	12.47	1.45	10.85	1.16	19	0.2867	0.14	0.51	0.36	1.21	38.90
K. Himalini	22.73	2.41	15.20	3.58	68	0.2965	0.14	1.57	1.12	3.73	120.39
K. Giriraj	18.01	2.26	14.43	2.78	42	0.2977	0.10	0.90	0.90	2.90	93.42
K. Neelima	31.19	2.69	23.03	6.79	80	0.2913	0.12	2.80	2.33	7.07	228.06
LSD _{0.05}	2.711	0.31	2.356	0.607	7	0.0046					
P0	20.31	2.26	15.31	3.59	50	0.2755	0.12	1.39	1.16	3.74	120.77
P50	24.99	2.64	18.43	4.59	61	0.2932	0.13	1.99	1.53	4.78	154.19
P100	25.15	2.58	18.59	4.72	60	0.2993	0.13	2.05	1.57	4.92	158.71
P150	24.21	2.40	17.75	4.37	58	0.3052	0.14	2.10	1.50	4.55	146.84
LSD _{0.05}	2.050	0.235	1.781	0.462	5	0.0035					

Table 2. Tuber yield per net plot (kg) in different potato cultivars.

Cultivar	P ₀	P ₅₀	P ₁₀₀	P ₁₅₀
K. Jyoti	3.3783	4.6433	4.8133	5.0367
K. Swarna	6.0200	6.6583	6.7517	7.1100
K. Girdhari	3.4783	5.0267	6.2700	4.5283
K. Shailja	0.9483	1.4167	1.2467	1.0150
K. Himalini	2.5667	4.1450	3.8367	3.7850
K. Giriraj	2.4383	3.1733	3.0183	2.4900
K. Neelima	6.3250	7.0633	7.1317	6.6283

were intermediate and P responsive. This shows that the cvs. K. Neelima and K. Swarna are highly effective in utilizing the native P.

Harvest index represents conversion efficiency of vegetative source to economical part. The cultivars K. Neelima and K. Swarna recorded the highest values for harvest index indicating that they are the most P efficient and the HI increased with increase in P level upto 150 kg per hectare (Fig. 1). That means these two cultivars are more efficient in converting source into economical parts. Cultivars K. Neelima (228) and K. Swarna (222) had higher agronomic use efficiency (AUE) compared to K. Girdhari (162), K. Jyoti (150) and K. Himalini (120), which showed moderate values. The least AUE values were recorded for K. Shailja (38) and K. Giriraj (93) (Table 1). Earlier, Trehan and Sharma (10) reported that Kufri Pukhraj was the most N, P and K efficient cultivar. The P uptake efficiency indices recorded higher values at no P

Table 3. ANOVA for tuber yield in potato.

Source	df	Type III SS	Mean square	F value	Pr>F
Rep (year)	3	2.4639107	0.8213036	0.73	0.5380
Year	2	154.4015512	77.2007756	68.23	<0.0001
Variety	6	591.4661988	98.5776998	87.12	<0.0001
P level	3	32.1779833	10.7259944	9.48	<0.0001

application in K. Neelima and K. Swarna indicating their efficiency to convert native P to available forms. Other genotypes showed a very low uptake efficiency at no application and the values were lower at higher levels of P application (Fig. 1). The variation in phosphorus efficiency of different potato cultivars was due to both their capability to use absorbed P to produce potato tubers (PUE) and to their capacity to take up more P per unit soil. Trehan and Singh (12) reported that K. Pushkar was more P efficient than K. Pukhraj.

Quadratic models were developed for all the cultivars and from them the optimum P dose was estimated (economic optimum). The tuber yield at economic optimum was 37.7 t/ ha in K. Neelima and 35.0 t/ ha in K. Swarna. The cultivars next in order were K. Girdhari (30.9), K. Jyoti (27.4), K. Himalini, K. Giriraj (16.3) and K. Shailja (6.9) (Table 4). The P_{Max} for standard variety K. Jyoti (135 kg/ha) is estimated using the technique developed by Govindakrishnan *et al.* (4). The yields at P_{Max} and at no P also followed similar trend.

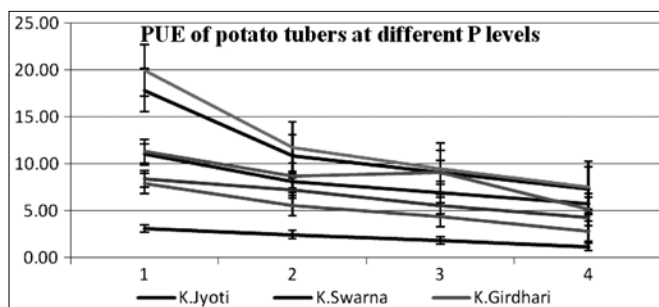
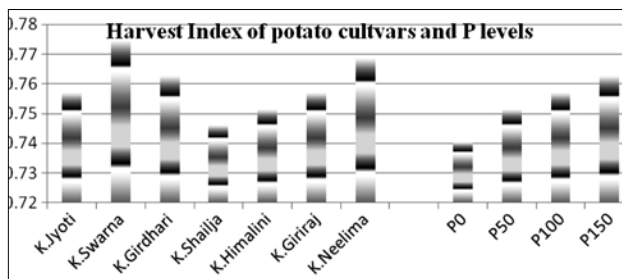
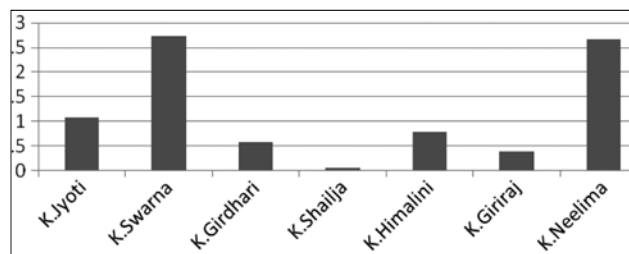


Fig. 1. Tuber yield efficiency, tuber harvest and phosphorus uptake efficiency indices in different potato cultivars.

Table 4. Yield at economic optimum, P_{Max}, no P and dry root biomass of potato cultivars.

Cultivar	Quadratic equation	Econ opt (kg/ha)	Yd at Econ opt P (t/ha)	Yd at Max P of std cultivar (t/ha)	Yd at no P (t/ha)	Root dry weight (g/plant)
K. Jyoti	$y = -0.0005x^2 + 0.135x + 17.895$ $R^2 = 0.8935$	132	27.4	27.0	17.9	1.72
K. Swarna	$y = -0.0005x^2 + 0.0884x + 31.14$ $R^2 = 0.7459$	85	35.0	40.2	31.1	3.07
K. Girdhari	$y = -0.0017x^2 + 0.3028x + 17.418$ $R^2 = 0.8539$	88	30.9	26.5	17.4	2.61
K. Shailja	$y = -0.0004x^2 + 0.055x + 5.0894$ $R^2 = 0.6745$	65	6.9	14.2	5.9	1.54
K. Himalini	$y = -0.0008x^2 + 0.1622x + 13.926$ $R^2 = 0.6822$	99	22.1	23.0	13.9	2.52
K. Giriraj	$y = -0.0007x^2 + 0.0987x + 12.834$ $R^2 = 0.4901$	68	16.3	21.9	12.8	1.98
K. Neelima	$y = -0.0006x^2 + 0.1072x + 32.968$ $R^2 = 0.9475$	87	37.7	42.1	32.9	3.14

Econ opt = Economic optimum, Yd = Yield, P opt (kg/ha) = $-(cp-b)/2c$, Cp = Cost of P fertilizer per kg/ price of potatoes per tonne = $(37.5/12000) = 0.003125$

The root biomass (dry) produced in K. Neelima (3.14 g/plant) and K. Swarna (3.07 g/plant) were significantly higher on an average at all the levels of P application substantiating their efficiency in utilizing soil available and applied P resources. Further, these two genotypes are resistant to PCN infection, which makes them maintain healthier roots without any cysts when compared with other cultivars. This could also have been contributed for their better P use efficiency. Lee *et al.* (7) reported that 'Harley Blackwell' and 'Satina' cultivars to show greater P mobilization ability in soils without supplemental P. The ability to uptake more P from soil available level made the cultivars K. Neelima and K. Swarna more efficient in producing better tuber yields in comparison with other inefficient cultivars. Nutrient efficient plants are defined as those plants, which produce higher yields per unit of nutrient, supplied or absorbed than other plants (standards) under similar agro-ecological conditions (Trehan and Singh, 12). The main properties that affect the uptake of nutrients from soil are kinetics of ion absorption by roots, the size of root system and morphological root properties as reported by Jungk and Claassen (6). Gahoonia (3) also reported that phosphate availability could be influenced by root induced changes of soil pH. Investigations are required to confirm the actual reasons for P efficiency.

Different indices were estimated to evaluate their efficiency and it is concluded that among the seven cultivars tested Kufri Neelima and Kufri Swarna are the most P efficient cultivars under Nilgiri conditions where the soils are lateritic with more Fe and Al phosphates. The P efficient cultivars maintained higher vegetative biomass from the initial stages itself and higher root biomass in comparison with others. The higher root volume of these cultivars has contributed for better uptake and thereby enhanced yields even under P deficient (No P) conditions.

These cultivars possess resistance to PCN, which is also a positive factor for their higher root activity and there by better utilization of available P. Mineral P resources are dwindling very fast and use of P efficient cultivars is an alternative. Potato tubers are highly correlated with P fertilization. Further studies are required to understand the root morphology and the mechanism of P efficient varieties in utilizing P in a better way for producing more tuber yield. Further, the cultivars K. Girdhari, K. Jyoti and K. Himalini responded greatly to the application of P and proved better P responsive.

REFERENCES

1. Anuradha, M. and Narayanan, A. 1991. Promotion of root elongation by phosphorus deficiency. *Plant Soil*, **136**: 272-75.
2. Fist, A.J. 1987. Regulation of phosphorus transport in tropical grain legumes. Ph.D. thesis, University of Queensland, St. Lucia, Australia.
3. Gahoonia, T.S. 1987. Phosphate availability as influenced by root induced changes of soil pH. Ph.D. thesis. University of Goethingen, Germany.
4. Govindkrishnan, P.M., Sharma R.C., Khan, I.A. and Sharma, H.C. 1999. A technique for selecting potato (*Solanum tuberosum*) genotypes with low nitrogen requirement. *Indian J. Agric. Sci.* **69**: 350-54.
5. Jungk, A., Asher, C.J., Edwards, D.G. and Meyer, D. 1990. Influence of phosphate status on phosphate uptake kinetics of maize and soybean. *Plant Soil*, **124**: 175-82.
6. Jungk, A. and Claassen, N. 1997. Ion diffusion in the soil-root system. *Adv. Agron.* **61**: 53-110.

7. Lee, W.C., Guodong, L. and Ashok, K. Alva. 2013. Potato cultivar evaluation for phosphorus-use efficiency. *J. Crop Improv.* **27**: 617-26.
8. Miyasaka, S.C. and Habte, M. 2001. Plant mechanisms and mycorrhizal symbioses to increase phosphorus uptake efficiency. *Comm. Soil Sci. Plant Anal.* **32**: 1101-47.
9. Smil, V. 2000. Phosphorus in the environment: Natural flows and human interferences *Ann. Rev. Energ. Env.* **25**: 53-88.
10. Trehan, S.P. and Sharma, R.C. 2003. Root-shoot ratio as an indicator of zinc uptake efficiency of different potato cultivars. *Comm. Soil Sci. Pl. Anal.* **34**: 919-32.
11. Trehan, S.P. and Sharma, R.C. 2000. Phosphorus and zinc uptake efficiency of potato (*Solanum tuberosum*) in comparison to wheat (*Triticum aestivum*), maize (*Zea mays*) and sunflower (*Helianthus annuus*). *Indian J. Agric. Sci.* **70**: 840-45.
12. Trehan, S.P. and Singh, B.P. 2013 Nutrient efficiency of different crop species and potato varieties - in retrospect and prospect. *Potato J.* **40**: 1-21.

Received : October, 2016; Revised : November, 2017;
Accepted : November, 2017